



Set your  
sights high

Mary Hare Sixth Form



# Contents

<b>Welcome.....</b>	<b>3</b>
<b>Why choose Mary Hare?.....</b>	<b>4</b>
<b>Speech and Language Therapy.....</b>	<b>5</b>
<b>Audiology.....</b>	<b>6</b>
<b>Additional Support.....</b>	<b>7</b>
<b>Transition Programme.....</b>	<b>8</b>
<b>Your future is in your hands.....</b>	<b>9</b>
<b>Sixth Form Options Overview.....</b>	<b>10</b>
<b>A Levels and BTECs.....</b>	<b>11</b>
Fine Art.....	12
Photography.....	14
Textile Design.....	15
Dance.....	16
Drama.....	17
Graphic Communication.....	18
Product Design.....	19
Biology.....	20
Chemistry.....	22
Physics.....	23
Mathematics.....	24
Further Mathematics.....	25
Core Mathematics.....	26
English Literature.....	27
French.....	29
Geography.....	30
History.....	31
Psychology.....	32
Business Studies.....	34
Economics.....	35
Music Technology.....	36
Sports Coaching.....	38
<b>Technical Qualifications.....</b>	<b>40</b>
Animal Care.....	41
Bicycle Mechanics.....	42
Beauty Therapy.....	43
Carpentry.....	44
Catering.....	47
Childcare.....	48
Construction Skills.....	49
Digital Media.....	50
Hospitality.....	51
I.T.....	53
Land Based Studies.....	54
Plumbing.....	55

# WELCOME TO MARY HARE Sixth Form



**Welcome to Mary Hare Sixth Form, the country's largest and most vibrant Sixth Form community for deaf students.**

I am delighted that you are considering Mary Hare Sixth Form as the next step in your education, and hope through reading this prospectus you feel inspired and energised about your true potential and future with us.

As you embark into young adulthood, you will be making lots of important decisions about where you would like to study, the subjects you would like to pursue at a deeper level, and what you imagine your future and your career could look like in the next few years to come. At Mary Hare we encourage all our students to aim high and follow their dreams, whatever they may be. We offer a broad curriculum catering to your aspirations and talents, from vocational qualifications to A Levels. Our dedicated Sixth Form staff are committed to nurturing your intellectual curiosity and skills to help you get ready for your next steps.

Many students at Mary Hare Sixth Form have attended the school from an earlier age. Many others choose to join Mary Hare in Year 12 to benefit from the specialist expertise and support we offer to young people from 16 -19 years. We offer both day places and residential places but, either way, you will have the opportunity to learn and socialise with a large group of peers.

Here's what you'll find in our Sixth Form:

- Exceptional educational opportunities: Our extensive curriculum covers a wide range of subjects, catering to diverse interests and career goals.
- Inclusive learning: We provide specialised support and resources to ensure an accessible and fulfilling academic journey.
- Dedicated and experienced staff: Mary Hare Sixth Form has been in existence for over 35 years.
- Excellent residential facilities: Providing you with the chance to become more independent and prepare for leaving home.
- Thriving social community: Experience camaraderie on campus, where lifelong friendships form.
- Extracurricular excellence: Engage in clubs, societies, and activities that enhance personal and leadership skills.
- Preparation for the future: Our comprehensive careers guidance programme equips you for life beyond Sixth Form.

At Mary Hare Sixth Form, we believe your future is bright, and together, we'll pave the way to your success. I invite you to explore our prospectus to discover the myriad of opportunities awaiting you. Our commitment to academic excellence, personal growth, and inclusivity helps to ensure your time here will be enriching and transformative.

Warm regards,

**Anne-Marie Martin**  
Head of Sixth Form



# WHY CHOOSE MARY HARE Sixth Form?



- We have a wide range of A Levels, BTECs and vocational courses
- Small class sizes
- Lots of ways to be involved in school life and in extra-curricular opportunities
- All the support you need to prepare for your next steps
- A community where you can explore your identity
- A large deaf peer group where you will make friends for life



# SPEECH AND LANGUAGE

In Sixth Form you will either have one to one, paired, or small group therapy sessions. Your sessions will be timetabled as part of your school day and you may also be supported in the classroom.

## We have a large Speech and Language team to support you throughout your time at Mary Hare.

Your Speech and Language Therapy Programme will take into account your communication strengths as well as areas in which you need support. Your programme will be couched in functional skills that will help you with preparing for adulthood.

### SIXTH FORM PROGRAMMES INCLUDE:

- **Interview Skills** Developing the vocabulary and communication skills required to feel confident and communicate successfully.
- **Driving Theory** Support to understand the vocabulary and language of questions of driver theory tests.
- **Writing UCAS and job applications** Support with your sentence structure as well as in understanding the questions and vocabulary that these application forms contain.
- **Money Skills** Developing your understanding of the concepts and vocabulary involved in managing money.
- **Telephone Skills** Developing listening skills, managing communication breakdowns, and support to ask and answer questions.
- **Cochlear Implant Rehabilitation** Supporting you with a range of listening skills if you have recently had unilateral/bilateral/sequential implants.
- **Preparing for University** Developing an understanding of vocabulary you will encounter as well as skills such as reading research articles.
- **Being professional in the workplace** Supporting you with understanding social etiquette, starting conversations, managing communication breakdowns, and managing your responsibilities.



# AUDIOLOGY

**In Sixth Form you will be become more independent in managing your equipment ready for when you take your next steps after Mary Hare.**

We will help you to prepare for when you leave by helping you to:

- Understand your hearing loss.
- Understand your equipment and how it works.
- Think about and research what support and equipment you will need at University, work or college.
- Know how to access Adult Audiology services when you leave.

## LEAVERS PROJECT

Our Leavers Project puts in all the steps to ensure you are equipped and prepared for when you leave Mary Hare.

This includes:

- Trying and testing equipment - a great opportunity to see what fits your needs best.
- A final report of your hearing and assessments will be shared with you at the end of your studies with us.
- We support the whole DSA funding process: Recommending equipment and support, form filling, finding an assessment centre and the funding assessment call.
- You will receive a booklet with all the information so that you know the equipment available, how the equipment works and what you need.

**We have a dedicated Audiology team on-site to look after your hearing and equipment.**

This means you don't have miss any lessons, and anything that needs urgent attention can be referred to our Audiology team straight away.

## GROUP HEARING AID TECHNOLOGY

Using the latest technology, our unique group aid hearing system is designed so that you to hear the teacher and your peers in the classroom.




## ADDITIONAL SUPPORT



We have a network of experienced staff and additional support on-site that is available for you to access whenever you need some extra help. This includes:

- A Sixth Form Student Support team who will help you keep on track with your studies, including personalised learning during study periods
- Access to our Wellbeing Support team
- Access to our Specialist Teachers who support students with ADHD, dyslexia and other learning difficulties
- Access to our Specialist TA who oversees physio and Occupational Therapy programmes
- An on-site medical team to support with day to day medical issues





## TRANSITION PROGRAMME

Our transition programme puts steps in place for you to gain your independence, and ensures you are as prepared as possible when you leave Mary Hare.

- **Applications for University, College and Apprenticeships:** The careers department will support you with application forms, university choices, personal statements, job searches and CVs.
- **DSA support:** We will advise you on any specialist equipment or services you need.
- **Get SET (Skills, Experience and Training) Programme:** This work placement programme will give you the opportunity to gain meaningful and relevant work experience that will help you to gain employment in the future.
- **Talks and workshops from industry professionals and past students:** There will be lots of opportunities to be inspired by our Alumni as they speak about their achievements and listen to industry professionals sharing valuable insight into their work.
- **Continued support after you leave Mary Hare.**



# YOUR FUTURE IS IN YOUR HANDS

## What could your future look like if you came to Mary Hare Sixth Form?

Over the last 10 years, on average, our students have gone on to take these next steps after Mary Hare:



**43%**

go onto further education, including College and Foundation courses



**34%**

go onto Higher Education and University



**18%**

go onto employment or work placements, including Traineeships and Apprenticeships



**5%**

take a gap year



# SIXTH FORM OPTIONS

Here is an overview of all of the subjects and qualifications we offer at Mary Hare Sixth Form. Over this next section you will read further into what those subjects will cover.

## Entry Requirements

For three Level 3 qualifications we normally require 5 GCSEs between 9 to 4.

We also offer a range of qualifications at Entry Level to Level 2.

Other specific entry requirements will be detailed with each subject in this prospectus.

## Advanced Subsidiary and Advanced Level

Students will normally take three Advanced Courses.

Art and Design: Fine Art	Art and Design: Photography
Art and Design: Textiles	Art and Design: Graphic Communication
Biology	Chemistry
Core Mathematics	Drama
Dance	Economics
English Literature	French
Further Mathematics	Geography
History	Mathematics
Physics	Product Design
Psychology	

## BTEC Level 3 Subsidiary Diploma

Equivalent to one full A Level. These can be combined with other A Level subjects.

Business Studies	Music Technology
Sports Coaching Levels 2, 3	

## Technical Courses

A wide variety of technical courses are delivered at Mary Hare Sixth Form.

We design the study programme around the students' needs and, where available, Entry Level qualifications are used if appropriate.

Animal Care Levels 1,2,3	Beauty Therapy Levels 1, 2, 3
Bicycle Mechanics	Catering Levels 1, 2
Carpentry Levels 1, 2	Childcare Levels 1, 2, 3
Construction Skills Levels 1, 2	Digital Media
Hospitality Levels 1, 2	I.T.
Land Based Studies	Pumbing Levels 1, 2

**Please note:** Courses are subject to change. Courses may not take place due to insufficient numbers. In these circumstances students will be contacted to discuss options.

Subject and courses information is correct at the time of printing: 29/09/2023

# A LEVELS & BTECS



## ART &amp; DESIGN:

**FINE ART****Entry requirements**

Level 4 - 9 at GCSE in one of the Art & Design subjects would be expected.

Consideration would be given to a candidate with a strong portfolio of work.

**Course assessment**

Component 1  
Personal Investigation  
(60% of final marks)

Component 2  
Externally set assignment  
(40% of final marks)

**WHY STUDY FINE ART?**

Are you creative? Do you have an artistic flair? Can you think outside the box? Fine Art offers you the opportunity to explore a wide range of skills and practical techniques. The Art and Design department encourages you to be independent and experimental to push those learning boundaries.

The Fine Art course at A Level provides students with the opportunity to learn and develop a range of skills in relation to drawing, painting, sculpture, mixed media and installation work. This is taught initially through a six week induction period at the beginning of the 1st year, and then through personal responses to unit themes and externally set assignments provided by the exam board.

**COURSE DETAILS**


You will be guided through your coursework and contextual studies. Individual tuition and back-up technical support in addition to coursework notes will be provided. We would like you to keep and develop sketchbooks to record your artistic journey.

You will produce a body of work for all units, following the art process from initial research and starting points, through development and experimentation towards a final response in the form of a finished piece. Alongside your development work, you will also research a range of relevant artists to gain inspiration for your own creative ideas and themes.

Regular visits are arranged to both local and national exhibitions at Art Galleries and Museums. Artist workshops and talks are arranged for students. In Year 13 you will have the opportunity to explore Life Drawing classes.

Individual development will be expected in the form of both practical and written research.

At Advanced Level study you should expect to spend 8 hours a week on work in addition to class work. This will include assessments set by teachers and background reading or practical exploration.

**Where can it take you?**

Many students progress to Foundation and Degree courses in Art and Design, including: Fine Art, Three Dimensional Studies, Graphic Design, Interior Design, Industrial Design, Product Design, Performance Art, Architecture, Fashion and Art History. There are a large number of openings for a career in Art and Design.



I'm studying A Levels in Fine Art and Textile Design. In Sixth Form I can do the subjects I'm really interested in. I like drawing, painting and using mixed media. I'm also learning a lot about art history. I'm hoping to study some area of Art in the future, maybe start with a Foundation in Art & Design before going on to a degree.

”

Eleanor



## ART &amp; DESIGN:

**PHOTOGRAPHY****Entry requirements**

Although there is no formal requirement to have studied Photography before embarking on an A Level course, it helps to have an informed interest in the subject.

You do not need to have studied GCSE Photography to undertake this course, however it is recommended that you have studied an Art & Design subject at GCSE and achieved a level from 4 - 9.

**Course assessment**

Component 1  
Personal Investigation  
(60% of final marks)

Component 2  
Externally set assignment  
(40% of final marks)

**WHY STUDY PHOTOGRAPHY?**

Photography provides the perfect opportunity to learn to produce work at a professional standard, at the same time as encouraging the exploration of photography as an artistic medium. It combines well with more traditional subjects, providing an outlet for creativity. If nothing else, Photography will provide you with a skill that you can use throughout life.

**COURSE DETAILS**

You will be introduced to the various aspects of Traditional and Digital Photography through a series of workshops, lectures, critiques, seminars and tutorials.

A 35 mm single lens camera is supplied in both film and digital format. Lessons take place in the classroom and studio which includes a fully equipped darkroom. The students will also have access to computers and use the industry standard Adobe Photoshop software to create and manipulate their images as well as use a well-equipped Darkroom and Photographic Studio.

You will be expected to produce some work both of an academic and practical nature in your own time. In addition, you will be expected to attend a tutorial programme to monitor the development of your work.

In A Level study you should expect to spend 5-8 hours a week on work outside the classroom. You are also expected to take photographs in a variety of settings, including open-air locations. They may be instructed to search out suitable settings /locations for photographs outside the School.

Trips will be arranged to both local and national photographic exhibitions. On occasion there will be opportunities to present your work in galleries that have public access.

**Where can it take you?**

Photography can be a useful addition to a student's portfolio of qualifications and can also help to secure admission to Art College or University. The course could lead to a Foundation Course in Art and Design or HND and degree level courses in Photography, Film, Television or Media Studies.

## ART &amp; DESIGN:

**TEXTILE DESIGN****Entry requirements**

Level 4 - 9 at GCSE would be expected.

Consideration would be given to a candidate with a strong portfolio of work.

**Course assessment**

Component 1  
Personal Investigation  
(60% of final marks)

Component 2  
Externally set assignment  
(40% of final marks)

**TEACHER'S TIP**

This is a great subject if...

- You want to discover and explore new ideas, media and possibilities.
- You are prepared to learn through mistakes.
- You want to explore a creative personal journey.
- You are happy to take risks and experiment.

**WHY STUDY TEXTILE DESIGN?**

Textile Design is a subject in which you can glorify colour and shape, decorate something some may consider ugly and make it stand out. Take old things and make them new. Take something plain and add pattern through stitch, print, dye, applique and a variety of original responses.

**COURSE DETAILS**

Students will produce practical and critical/contextual work in one or more areas of study, for example, fashion design, fashion textiles, costume design, digital textiles, printed and/or dyed fabrics and materials, domestic textiles, wallpaper, interior design, constructed textiles, art textiles and installed textiles.

You will be guided through your coursework and contextual studies. Individual tuition and back-up technical support in addition to coursework notes will be provided. We would like you to keep and develop sketchbooks to record your artistic journey.

You will produce a body of work for all units, following the art process from initial research and starting points, through development and experimentation towards a final response in the form of a finished piece. Alongside your development work, you will also research a range of relevant artists to gain inspiration for your own creative ideas and themes.


Regular visits are arranged to both local and national exhibitions at Art Galleries and Museums. Artist workshops and talks are arranged for students.

**Where can it take you?**

Textile Design has connections to Science, History, Geography, Mathematics and English. It also can be studied alongside Fine Art, Photography and Graphic and Product Design.

It can take take you on a variety of careers including Costume Conservation, Fashion Photography, Interior Design and Textile Construction.

Past students have gone on to study at Art Colleges and Universities.



# DANCE

## Entry requirements

There are no specific entry requirements, however, an interest in dance is essential. This course is a natural progression from GCSE dance, therefore, any pupil who has studied GCSE dance will be at an obvious advantage.

## Course assessment

Unit 1 – Written Paper  
1 hour 30 minutes

Unit 2 – Practical examination  
(controlled assessment –  
coursework)

Unit 3 – Written Paper  
1 hour 30 minutes

Unit 4 – Practical examination

## WHY STUDY DANCE?

A Level Dance helps students to:

- Think critically about Dance as an art form
- Develop their knowledge for the study of Dance in higher education
- Experience performance and choreography through practice
- Develop their expressive and creative skills
- Increase their confidence

## COURSE DETAILS

This four-unit specification requires students to develop understanding and knowledge as well as critical skills for the analysis of choreography and performance within their own work and in professional repertoire gain experience of choreography and performance through practice gain in-depth knowledge of specific study areas and professional works.

### Unit 1 – General dance knowledge

Theory based unit of work to deepen students knowledge and understanding of technical and expressive skills, technique development and good studio practice.

### Unit 2 – Solo Choreography and Group Performance

Pupils develop their choreography and performance skills by learning about choreographic techniques, practicing creating dances of their own and participating in performance works in duos or trios.

### Unit 3 – Dance appreciation: Content and Context.

Students study dance history, this could include for example: Modern dance, 1965 – 1985 / Dance in the American musicals 1930s - 1940s.

Students study a professional dance work.

### Unit 4 – Group choreography and solo performance

Students will increase their knowledge and understanding for unit 3 by performing a solo dance based on one of the movement styles from the period of history they have studied or based on the technique of one of the choreographers of the set works they have analysed.

## Where can it take you?

An A Level in Dance could take you onto further studies in Choreography and Dance, Dance and Performing Arts and can lead to careers such as: Arts Management, Theatre Production, Dance Teacher, Professional Dancer, Choreographer and Artist in Residence.



# DRAMA

## Entry requirements

An interest and a good level of ability in Drama is important.

This course is a natural progression from GCSE Drama, therefore, any pupil who has studied GCSE Drama will be at an advantage.

## Course assessment

Component 1  
20% of total qualification  
Internally assessed, externally moderated (60 Marks)

Component 2  
40% of total qualification  
Externally Assessed by Visiting Examiner (120 Marks)

Component 3  
40% of total qualification  
Externally Assessed Written Paper (120 Marks)

The practical elements of the course amount to 60% of the full qualification.

## WHY STUDY DRAMA?

A Level Drama helps students to:

- Understand the works of influential theatre makers and practitioners
- Develop their knowledge for the study of Drama in higher education
- Experience performances through practice and observation
- Develop thinking skills and creative problem solving
- Increase their confidence
- Learn transferable skills that will help them in most of the other subjects that they are studying

## COURSE DETAILS

Component 1 – Theatre Workshop

Students choose a play to explore, before selecting an extract for re-interpretation. This could mean changing it to a different time in history or place in the world. There will be an assessment on the performance and the creative log detailing the process.

Component 2 – Text In Action

Students develop two performances – one devised piece, inspired by a stimulus; the other an extract from a play. Assessment is based on the performance and a written evaluation.

Component 3 – Text in Performance

A written paper in three parts.


- Part A comprises two questions on a play text that students have studied.
- Part B is one longer question, requiring students to explain how they might adapt an extract from a play.
- Part C is about staging a scene from *The Curious Incident of the Dog in the Night-time*.

## Where can it take you?

Students who have studied A level Drama have gone on to further education and studied:

- Bachelor of the Arts degrees Drama and Theatre
- Film Studies
- Vocational Acting Courses
- Straight into the industry

Potential careers include: Performer, Arts Management, Teaching, Journalism, Theatre Production and Script Writing



## ART &amp; DESIGN:

**GRAPHIC COMMUNICATION****Entry requirements**

Grades 4 - 9 at GCSE would be expected. Consideration would be given to a candidate with a strong portfolio of work.

**Course assessment**

Component 1  
Personal Investigation  
(60% of final marks)

Component 2  
Externally set assignment  
(40% of final marks)

**TEACHER'S TIP**

This is a great subject if...

- You want to discover and explore new ideas, media and possibilities.
- You are prepared to learn through mistakes.
- You want to explore a creative personal journey.
- You are happy to take risks and experiment.

**WHY STUDY GRAPHIC COMMUNICATION?**

You will develop your creativity and independent thought, learn to express yourself visually and let your imagination flourish. Graphic Communication is a great companion to all other subjects as creativity, imagination and problem-solving skills can give you great ideas for your other subjects.

**COURSE DETAILS**

Students will produce practical and critical/contextual work in one or more areas of study including - interactive media, advertising, packaging design, design for print, illustration, communication graphics, branding, design for film and television.

Component 1: Personal Investigation, this is a practical investigation supported by written material.

Component 2: External set assignment

You will be guided through your coursework and contextual studies. Individual tuition and back-up technical support in addition to coursework notes will be provided. We would like you to keep and develop sketchbooks to record your artistic journey.


You will produce a body of work for all units, following the art process from initial research and starting points, through development and experimentation towards a final response in the form of a finished piece. Alongside your development work, you will also research a range of relevant artists to gain inspiration for your own creative ideas and themes.

Regular visits are arranged to both local and national exhibitions at Art Galleries and Museums. Artist workshops and talks are arranged for students.

**Where can it take you?**

Many students progress to Foundation and Degree courses in Art and Design, including: Graphic Design, Interior Design, Industrial Design, Product Design, Performance Art, Architecture, Fashion and Art History.

There are a large number of openings for a career in Art and Design.



## DESIGN &amp; TECHNOLOGY:

**PRODUCT DESIGN****Entry requirements**

A good GCSE pass that must be in the discipline that the student wishes to continue with.

**Course assessment**

Component 1: Principles of Design and Technology  
Written examination: 2 hours 30 minutes  
50% of the qualification (120 marks)

Component 2: Independent Design and Make Project  
Non-examined assessment  
50% of the qualification (120 marks)

**TEACHER'S TIP**

A Level Product Design is a great subject to study. The challenges are many and come thick and fast, but the sense of satisfaction when they are solved is huge! Students learn how to come up with options, problem solve, technical information and manufacturing techniques along with practical skills and environmental concerns.

**WHY STUDY PRODUCT DESIGN?**

Product Design is all around us. It affects all aspects of our lives whether it's driving to work, opening the cereal packet, or shopping for a new mobile phone. The buildings and spaces we live in are designed, and everything we use is designed. There is nothing worse than trying to use something that has been designed badly!


Studying this subject teaches you to find out what makes things work, how things are made in the real world and what goes into designing and making real products.

**COURSE DETAILS**

A Level students will be expected to complete a range of design and practical projects.

It is expected that candidates will spend up to 70 hours contact time and a reasonable amount of individual study time on both projects.

For these projects it is expected that candidates would spend 5-8 hours a week on work outside the classroom.

**Where can it take you?**

Product Design is helpful or necessary in a broad variety of courses and careers, though in particular all those in Engineering, Design, Architecture, Computing, Planning, Surveying, Metallurgy, Practical Science, Environmental professions and Teaching.



# BIOLOGY

## Entry requirements

Prospective students should preferably have achieved a Grade 6 or above in Double Award Science (or equivalent).

Students should be aware that the course has a strong biochemical bias and that mathematical calculations form an integral part of the course.

The scientific language used in this course is of a complex nature and students need to remember that elements of all papers focus on comprehension analysis and extended responses as well as specialist subject knowledge.

## Course assessment

AS Level:

- 2x 1 hour 30 minute papers (worth 50% each)

A Level:

- 2x 2 hour 15 minute papers (37% of final marks)
- 1x 1 hour 30 minute paper (26% of final marks)

## WHY STUDY BIOLOGY?

Biology A Level involves the study of a wide range of exciting topics, ranging from molecular biology to the study of ecosystems and from microorganisms to mammoths. If you are interested in the detail of how processes in the body work, in health and disease, the variety of life on Earth, the flow of energy through ecosystems and how nutrients are recycled in the environment, how homeostasis, coordination and gene expression are carried out at a cellular level, then this is the right A Level for you!

## COURSE DETAILS

Both AS and A Level Biology are separate qualifications. Students will sit all their AS exams at the end of the first year and all their A Level exams at the end of their second year. The A Level grade is only made up of the exam results received at the end of the A Level course - the AS results do not contribute towards this.

**AS Level:** This is a one year course consisting of four main teaching topics:

1. Development of practical skills
2. Cells and Biological molecules
3. Exchange and transport in animals and plants
4. Biodiversity, evolution and disease.

**A Level:** Students will study a further two units in their second year. The units covered are:

1. Communication, homeostasis and energy
2. Genetics, evolution and ecosystems

A Level students are required to complete a practical endorsement by undertaking a non-exam assessment component which rewards the development of practical competency in biology and is teacher assessed. Students will demonstrate competence in a range of skills and techniques in a minimum of 12 assessed practical activities. This is a pass or fail element of the course and does not affect the overall A Level grade.

## Where can it take you?

Studying A Level Biology allows progression into many areas:

- Specialist areas of Biology including: Biology, Microbiology, Biochemistry, Medicine, Pharmacy or any degree course requiring a high level of analytical and evaluative skills.
- Biochemistry which is a broad based scientific degree giving good grounding in scientific techniques. This would offer opportunities for employment in the scientific laboratories including: the pharmaceutical industry, the food manufacturing industry or hospital laboratories.

My passion for Biology originated from my love of sports. The human anatomy has always fascinated me and to know more only strengthened my curiosity. Throughout the course I have developed practical skills and can explain biological mechanisms in a detailed manner. This course helped me find my calling to be an Osteopath and I'm grateful for it.

”

Roman



# CHEMISTRY

## Entry requirements

A good grade at GCSE Combined Science/Chemistry is essential – preferably Grade 6 or above.

The course is not suitable for candidates who have only studied BTEC Science. A minimum Grade 4 at GCSE Maths is also essential.

## Course assessment

AS Level:

- Paper 1: 1 hour 30 mins  
Physical and inorganic chemistry and practical skills (50% of total marks)
- Paper 2: 1 hour 30 mins  
Physical and organic chemistry and practical skills (50% of total marks)

A Level:

- Paper 1: 2 hours  
Physical and inorganic chemistry (35% of total marks)
- Paper 2: 2 hours  
Physical and organic chemistry (35% of total marks)
- Paper 3: 2 hours  
Questions across the whole specification (30% of total marks)

## WHY STUDY CHEMISTRY?

Chemistry is everywhere in the world around you! It's in the food you eat, the clothes you wear, the water you drink, medicines, air, cleaners... the list is endless. Studying chemistry will help you make sense of the world around you. Chemistry is the "central science" because it connects the other sciences to each other. This means if you are interested in Physics or Biology, Chemistry would be the ideal science to support them. But the study of chemistry also stands alone as an exciting and valuable subject in its own right.

Chemistry will feed an enquiring mind and offers a combination of academic understanding and practical laboratory work. No qualification will make you more employable than a qualification in Chemistry.

## COURSE DETAILS


The subject content is divided into three broad subject areas. You will build on your practical skills in all three areas:

- Physical chemistry
- Inorganic chemistry
- Organic chemistry

Practical work:

You will carry out 12 set practical activities and the skills you learn from these will form part of the last written paper. You will also carry out a wide range of other practical work to help your understanding of the course.

Candidates need to be aware of the complex language demands of Chemistry before embarking on the course.



## Where can it take you?

A Level Chemistry is a necessary subject for those wishing to begin a scientific career. Specialist Chemists are employed in industry (analysis and synthesis), chemical engineering, pharmaceuticals, teaching and the civil service. Chemistry is also necessary for the study of agriculture, medicine, engineering, food science, sports science, forensic science and is essential as a supporting subject for those pursuing biological science.

# PHYSICS

## Entry requirements

Grade 6 or above in Combined Science GCSE or equivalent, and Grade 5 or higher in Maths is desirable.

It would help you if you are also taking A Level Maths, particularly if you are planning to take A2 as well as AS.

## Course assessment

During the two years you will complete 12 practical investigations which will be examined during the summer exams.

### As Level:

To obtain the AS Level qualification you need to pass two 1 hour 30 minute exams in the Summer of Year 12.

### A Level:

To obtain the A2 qualification you need to pass three 2 hour exams in the summer of Year 13.

## COURSE DETAILS

### AS Level:

- Particles and Radiation
- Waves
- Mechanics and Materials
- Electricity
- Practical Skills and Data Handling

During the year you will complete 6 practical investigations which will be examined during the summer exams.

### A Level:

All of the AS content and:

- Further Mechanics
- Thermal Physics
- Fields and their Consequences
- Nuclear Physics
- An option topic (Astrophysics, Medical Physics, Engineering Physics, Turning Points in Physics, Electronics)

You will usually have 10 lessons per fortnight and these are often split between two teachers. Practical work is an important part of the course and you will complete practical investigations in many of your lessons.

In addition to lessons, you must be willing to spend 5-8 hours a week outside timetabled lessons to complete written work and to revise.

There are no field visits or work placements associated with this course.

## Where can it take you?

A Level Physics is a recommended or a required subject in many university courses including Physics, Applied Physics, Electronics, most Engineering courses (Mechanical, Electrical, Electronic, Civil and Aeronautical) as well as many medical courses including Dentistry, Health Physics and Radiography. Physicists are heavily involved in hi-tech industries such as computer design and robotics, communications and imaging.

If you are interested in following one of these career paths then A Level options including Physics, Maths and another subject (Chemistry, Further Maths or ICT) is recommended.



# MATHEMATICS

## Entry requirements

You will need a Grade 6 or above with good algebra skills.

## Course assessment

AS Level:

- Paper 1: Core Pure Mathematics (2 hours)
- Paper 2: Combined paper on Statistics and Mechanics (1 hour 15 minutes)

The AS results are a stand-alone exam and do not count towards the final A Level.

In order to progress to the full A Level you will need to gain a grade A-E in the AS exam.

A Level:

- 3x 2 hour exams; two on Pure Mathematics and one combined on Statistics and Mechanics.

## WHY STUDY MATHEMATICS?

There are many reasons why students choose to study A Level Mathematics. Sometimes it is a requirement for a job or a course they want to follow at university; a good grade in Maths can boost an application for most courses and jobs. The subject will also allow you to develop your skills in problem solving, logic and analysing situations; developing this set of skills will make you more desirable for almost any job!

But most of all we hope you will choose Maths because you have enjoyed solving problems at GCSE (particularly in the algebra and graph work); then you are likely to continue enjoying this interesting and challenging subject. As we take topics to a higher level you will see more of the beauty of Maths and realise just how much everything around us is connected to mathematics.

## COURSE DETAILS

A Level Mathematics involves the study of Pure Mathematics with Statistics and Mechanics.

For the first unit of Pure Core 1, much of the initial work will look reassuringly familiar as it revises a number of the Higher GCSE topics such as equations of straight lines, solving simultaneous equations, solving quadratic equations, graph sketching, surds, as well as introducing new topics such as Differentiation and Integration and their use in problem solving.

The later Pure Maths Units look at the sin, cos and tan functions in more detail; investigate more interesting graphs; use logarithms to solve problems involving exponential growth/decay such as radio-active decay, credit card bills or problems caused by the lack of birth control in a colony of hamsters! In the Statistics unit, again some of the work will overlap with GCSE initially but you will go on to solve problems such as; what percentage of the population is taller than 1.90m? Can people really tell the difference between coke and diet coke?

The Mechanics unit looks at solving problems in the real world such as a safe height for a child's slide; what happens in collisions; what angle and speed you need to project a ball to score.

## Where can it take you?

Success in AS and A Level Mathematics opens a large number of doors in further education and employment. Mathematics is not only seen as an essential requirement for courses in Mathematics, but is often required for courses in Information Technology, Physics, Engineering, Computing, Software Engineering, and is highly regarded for other courses such as Law and Psychology.



# FURTHER MATHEMATICS

## Entry requirements

You will need a Grade 6 or above, along with very good algebra skills.

Students will also need to be studying A Level Mathematics.

## Course assessment

AS Level:

This is assessed with an exam in the summer of Year 12.

Two papers (1 hour 40 minutes each)

- Pure maths
- Applied maths

Students may or may not take this exam in the summer of Year 12 depending on their decision on whether to continue into Year 13.

A Level:

This will be assessed with four exams in the summer of Year 13.

There will be four 1 hour 30 minute papers covering:

- Pure maths
- The third and fourth papers following the applied topics chosen, most likely to be Further Pure and Mechanics.

## WHY STUDY FURTHER MATHEMATICS?

Further Mathematics is an A Level qualification which both broadens and deepens the mathematics covered in the A Level Mathematics. Students taking Further Mathematics find it a rewarding and stimulating course. If you enjoy Maths, it provides a challenge and a chance to explore new and more sophisticated mathematical concepts.

It enables you to show yourself as an able mathematician in the university and employment market. If you are planning to go onto courses or careers with a high Mathematics content such as Physics or Engineering, Further Mathematics gives you a real advantage. Most students also find that by studying Further Mathematics they improve their attainment at A Level Mathematics.

## COURSE DETAILS

The Year 12 units go 'wider' rather than much harder than the Mathematics A Level and you will be able to study new areas such as complex numbers, matrices and 3D lines and planes.

The Year 13 pure units of the course are harder but well within the grasp of an able mathematics student and are excellent preparation for a university mathematical or scientific course or career.

As well as explanations of new topics, much of the lesson time will be spent in discussions of problems. The group is usually quite small (2 or 3 students) which gives you the opportunity for a great deal of individual teacher support.

There are some very good IT resources for the Further Mathematics units to support both lessons and self-study.

## Where can it take you?

Although not essential for following a Mathematics, Engineering or Scientific degree at most Universities, Further Mathematics makes these courses much more accessible and increases your likelihood of a successful transfer to higher education. If you wish to study Mathematics at a Russell Group University then you will almost certainly require Further Mathematics A Level.



# CORE MATHEMATICS

## Entry requirements

You will need a Grade 4 or above.

## Course assessment

No coursework.

AS Level:

The students will be entered for the GCSE Statistics exam as an opportunity to gain an additional GCSE.

A Level:

The Core Maths Exam is taken in the summer of Year 13.

Two 1 hour 30 minute exams:

- Core content
- Statistical Techniques.

Core Mathematics is a Level 3 qualification with the final exam equivalent to an AS level exam in UCAS points.

## WHY STUDY CORE MATHEMATICS?

The Core Mathematics qualification has been developed for those students who enjoyed Mathematics at GCSE level but do not want to continue to A Level because of the focus of that course on algebra, geometry and calculus.

Core Maths is increasingly being recognised by Universities and Further Education establishments as a key qualification for their courses that require the ability to analyse and comment on statistical data. Employers also recognise the skills required to study a Mathematics course of Level 3 standard and it is therefore very desirable. But most of all we hope you will choose Core Maths because you have enjoyed analysing data and problem solving at GCSE. We will take your understanding of Statistics further and show you how your GCSE calculation techniques are used in the real world.

## COURSE DETAILS

The students cover two modules of the possible four (1) the core content and (2) statistical techniques.

The core content has 3 units:

- **Unit 1** covers statistical data analysis including using averages and the standard deviation, cumulative frequency graphs, box and whisker plots and histograms.
- **Unit 2** is on personal finance which covers a variety of topics including tax, interest rates, mortgages and bank accounts.
- **Unit 3** covers modelling and estimation techniques including the Fermi estimation process.

**The Statistics Module** expands on the data analysis of the core module. It covers critical analysis and the ability to read and criticise reports. The Normal Distribution statistical model is used to analyse real life situations and interpret results statistically using confidence intervals. The final element of this module looks at regression lines and correlation considering models and equations of real life situations.

As well as explanations of new topics, lesson time will also be spent in group discussions of problems and how they relate to the world outside of the school environment.

## Where can it take you?

Success in Core Maths (equivalent of AS Mathematics) opens a large number of doors in further education and employment.

Core Mathematics is increasingly seen as an essential requirement for courses in Social Sciences, Psychology, Business, Geography and other courses having a requirement to analyse data.

# ENGLISH LITERATURE

## Entry requirements

Five GCSEs at 5 or above, including English at Grade 5 or 6, are required for this course.

## Course assessment

AS Level:

- Two components will be assessed by mock examination.

A Level:

- Components one and two are assessed by external examination
- Component three will be assessed by a 3000 word coursework submission

## TEACHER'S TIP

Make use of your student diary and stay organised. Make a note of your deadlines and keep to them, otherwise work can pile up and it's difficult to get back on track.

## WHY STUDY ENGLISH LITERATURE?

It may surprise you to know that A Level English Literature is not just about great books! Throughout the course at Mary Hare Sixth Form, you will examine different approaches to classic and modern literature.

Through the exciting and absorbing range of texts on offer, you will also be encouraged to consider the changing traditions of literature as a product of society, culture and history; challenging conventional attitudes and expectations.

## COURSE DETAILS


At AS Level students study two components.

- Shakespeare and Poetry Pre-1900
- Dystopian Prose Literature Post-1900

Students are expected to analyse how language, structure and form create meaning for readers as well as developing their critical literary skills.

For A Level, students study three further components;

- Shakespeare, Drama and Poetry Pre-1900 paying close attention to language
- Comparative and Contextual Study with a focus on character, theme and genre
- Critical and Comparative study which focuses on more modern texts, further developing their research, analytical and independent study skills. They will also engage with the views of socio-historic Contexts and different literary critics.



## Where can it take you?

Careers in media, theatre, television, writing and teaching can be attainable to those who study English Literature. Whatever your ambitions though, the course will improve your skills as a communicator and enable you to argue a point of view logically and coherently. In particular, the course encourages and develops independence and critical thinking, and these are attributes that universities, colleges and employers value very highly.



I chose French as an A Level subject because I'm very interested in other cultures. GCSE French was a really fun experience and it got me more passionate about the language. Having a French A Level will help immensely with my University applications and in my future travels.

”



Tilly

# FRENCH

## Entry requirements

Students intending to study AS Level and Advanced Level French should aim to obtain a Grade 6 at GCSE French.

## Course assessment

This is a linear course. This means that students opting for an A Level in this subject will be committing to a two year linear course, with all units examined at the end of Year 13. AS Levels will still exist and can be taken as a stand-alone qualification at the end of Year 12, but students taking this option and then continuing to study the subject in Year 13 would have to sit all the A Level units to gain that qualification.

Paper 1: Listening, Reading, and Writing  
2 hours 30 minutes  
110 marks (50% of A Level)

Paper 2: Written exam  
2 hours  
80 marks in total (20% of A Level)

Paper 3: Speaking exam  
21–23 minutes (including  
5 minutes preparation time)  
60 marks in total (30% of A Level)

## WHY STUDY FRENCH?

There are lots of benefits to learning a language at A Level. They include:

- Developing your language skills in both French and your mother tongue
- Gaining an understanding of another culture
- Having the time to reflect on various aspects of modern society
- Enhancing your employment prospects

## COURSE DETAILS

### Social Issues and trends: current trends

- The changing nature of the French family
- The 'cyber-society'
- The place of voluntary work

### Aspects of French-speaking society: current issues

- Positive features of a diverse society
- Life for the marginalised
- How criminals are treated

### Political and Artistic Culture

Artistic culture in the French-speaking world

- A culture proud of its heritage
- Contemporary francophone music
- Cinema: the 7th art form

### Aspects of political life in the French-speaking world

- Teenagers, the right to vote and political commitment
- Demonstrations, strikes – who holds the power?
- Politics and immigration

### Literary texts and films

Students must study one film and one text or two texts. There is a list of set texts/ films to choose from.

### Individual research project

Students must identify a subject or a key question which is of interest to them and which relates to a country or countries where French is spoken.

## Where can it take you?

You will have acquired valuable listening and speaking skills and a broadening of general knowledge. A qualification in a foreign language is evidence of high general linguistic ability when applying for jobs or for higher education. You can choose to continue with French at University as a single honours or combine it with a wide range of other subjects. Key language careers are Travel and Tourism, Translating and Interpreting, Teaching, Law, Journalism and Marketing.



# GEOGRAPHY

## Entry requirements

Students would ideally have achieved five GCSE grades 4 - 9 including Geography.

Consideration will be given to students failing to meet the entry criteria, but who are interested in Geography at A Level, on an individual basis.

## Course assessment

The course consists of 3 modular examinations and a piece of coursework.

All exams will be taken at the end of the second year. These will be a combined physical and human geography paper consisting of structured questions and extended case studies.

A further exam will be undertaken based on pre-release material, with some essay style questions.

The final exam is based on a fieldwork investigation or an advanced information leaflet.

## WHY STUDY GEOGRAPHY?

With growing interest in issues such as climate change, disaster management as well as the environmental and resource issues associated with a population of over 7 billion people, geography is one of the most relevant courses you could choose to study. Statistics show that compared with other subjects, geographers are amongst the most employable.

## COURSE DETAILS

The course is a two year course with three exam components and an independent investigation.

### AS Level:

In this year there are two core topics of Tectonic process and hazards, as well as Globalisation. In addition, we will study one physical topic of either coastal landscapes and change, and one human topic chosen from Regenerating Place or Diverse Place.

### A Level:

Students will select topics from Superpowers, Global development and Connections, Health rights and Intervention. As well as Water Cycle and Water insecurity, as well as The Carbon Cycle and energy security. This is followed by Paper 3 which comprises of three sections and is a synoptic paper based on a topic taught in the compulsory units.


Students are required to carry out an Independent Investigation, where students will carry out a piece of research, investigating on question or issue, relating to a section of their choice. They will also be encouraged to develop transferable geographical skills such as data handling and analysis, presentation techniques and ICT skills including the use of Geographical Information Systems.

A compulsory four days of fieldwork means that pupils get hands on with their learning. During the four days they will collect data required to writing their independent investigation. This is a residential, so that students can be fully immersed in their learning. This is supplemented by individual study, group work and reinforced using audio-visual presentations and the internet.

## Where can it take you?

A modern qualification in Geography can provide an invaluable stepping-stone to many jobs and careers. The potential career options are immense but include: Environmental Law, Water/Coastal Management, Journalism, Urban Planning/Design, Disaster Management, Business and Finance and Leisure and Tourism.

A Level Geography is considered a strong 'facilitating' subject for meeting entrance requirements for many university courses.



# HISTORY

## Entry requirements

Students are required to have five GCSE grades 1 - 9. This should include a good pass in English and History (Grade 5). Students must also have an interest in the subject and in worldwide events in order to get most out of the course.

## Course assessment

AS Level:

Unit 1 - 1 hour 30 minutes paper.  
(50% of the total AS Level)

Unit 2 - 1 hr 30 mins paper  
(50% of total AS Level)

A Level:

Unit 1 - 1 hour 30 minute paper  
(25% of total A Level)

Unit 2 - 1 hour paper  
(15% of total A level)

Unit 3 - 2 hour 30 minutes  
paper (40% of total A Level)

Unit 4 - Complete a 3000 - 4000  
word essay on a topic  
of your choice.  
(20% of total A Level)

## WHY STUDY HISTORY?

As well as being immensely enjoyable in its own right, studying History at A Level will ensure that you are studying an academically rigorous subject which is well respected by both universities and employers alike.

Recent changes to the history curriculum at Advanced Level have also retained the independent study component. This gives you free choice to investigate any area of history the interests you and submit an essay on this.

History will also teach you a wide range of transferable skills. Principally you will acquire the ability to understand and analyse issues and events to a high level of competence. Other marketable skills include:

- Talent for clear expression, both oral and written
- Putting forward ideas and arguments in a concise manner
- Gathering, investigating and assessing material
- Basing conclusions on research and generating ideas
- Organising material in a logical and coherent way

## COURSE DETAILS

**Unit 1:** A British Period Study and Enquiry.  
England 1455-1509: Lancastrians, Yorkists and Henry VII.  
Enquiry Topic: Wars of the Roses 1455-1461

**Unit 2:** Non-British period study  
Democracy and Dictatorship in Germany 1919-1963

**Unit 3:** Thematic study and historical interpretations  
Popular culture and the Witchcraze of the 16th and 17th centuries  
Change and continuity over a substantial period of history with depth studies.

**Unit 4:** Topic based essay. Non exam.  
This unit brings together all of the skills you have learnt in History and enables you to explore an aspect of history that interests you.

## Where can it take you?

A significant number enter the legal profession, where their analytical and critical reasoning skills are highly valued, as well as library, information and archivist careers, where their research expertise and ability to select, manage and organise information comes to the fore.

Politics, publishing, journalism, media and writing in all its forms are similarly suitable, alongside business, finance and commerce, science and engineering, public sector administration and the charity and voluntary sectors.



# PSYCHOLOGY

## Entry requirements

You should have high grades (preferably 5 or better) in GCSEs demanding a good command of English, e.g. English itself or History.

There is much reading in the course and the ability to absorb new vocabulary rapidly is important.

Good GCSE grades in Science and Mathematics are also an advantage as there is greater testing of mathematical skills.

## Course assessment

AS Level:

- Two written papers, 1 hour 30 minutes each.

A Level:

- Three written papers, 2 hours each.
- [Note: as mentioned, the AS work is retested as part of the A Level.]

## WHY STUDY PSYCHOLOGY?

A Level Psychology is an ideal subject for you if you are interested in people: The way they develop, think and behave.

You will be taught psychological theories, concepts and research methods in order to build up an understanding of human beings and will also consider what happens when things go wrong.

## COURSE DETAILS

The AS and A Level qualifications are 'stand-alone'. This means that any marks obtained for the AS Level do not count towards the A Level. The work covered for AS is tested again when you sit the A Level examinations.

The course structure is as follows:

### AS Level:

- Introductory topics in Psychology, which covers Social Influence, Memory and Attachment.
- Psychology in context, which covers Approaches, Psychopathology and Research Methods.


### A Level:

The content extends the work covered in Approaches (with greater emphasis on Biopsychology) and Research Methods (with a section on statistical testing). In addition, there is a new section on Issues and Debates in Psychology.

There are also 3 optional units and we offer the following topics:

- Cognition and development
- Schizophrenia
- Forensic Psychology

A variety of styles are used by the teachers of this course. They include lecture-style lessons, responding to written or video source material, discussions, group presentations and individual research work. We also try to recreate or adapt some of the classic studies.



## Where can it take you?

Psychology is set within a Science framework and is an excellent background for study in areas where there is a high human context, such as: Sociology, Social Work, Healthcare, Business, Economics and Human Resources





*Mary Hare helped me build confidence and independence. Art and Design was always my strength and I developed my creativity at school which helped me secure my wonderful dream job at Sass and Belle.*

*Learn as much as you can and build skills. Then you will find your path. Never give up and always believe in yourself. Your dream will come true.*

**ROSS EDWARDS  
PRODUCT/PACKAGING DESIGNER**



# BUSINESS STUDIES

## Entry requirements

Individuals do not need to have studied Business Studies at GCSE or Level 2 BTEC to start this course.

The main entry qualification is a Grade 4 or above in English and Maths at GCSE and an interest in business and current affairs.

## Course assessment

- Mandatory content (83%)
- External assessment (58%)

It is a vocational course divided into four units of study and includes:

- Two external written examinations
- Extensive use of research and case-study material for the two internally assessed coursework.

Grades awarded are: 'Pass', 'Merit', 'Distinction'

This course is equivalent in size to one A Level.

## WHY STUDY BUSINESS STUDIES?

Business BTEC Level 3 is a vibrant subject that involves studying how businesses of all sizes and shapes operate and produce results. We aim to study the vital areas of Personal and Business Finance and Developing a Marketing campaign, business purpose, aims and organisation and the recruitment and selection processes undertaken by businesses. The course is designed to support students who are happy to be assessed using formal written examinations and coursework-based assessment.

Business can open many route ways to success in a very competitive world. Students can develop their ICT skills alongside report writing, power point presentations and leaflet and poster design. Business can build confidence and nurture communication skills.

## COURSE DETAILS

There are 4 units of which 3 are mandatory and 2 are external.

- Exploring business (Internally assessed coursework)
- Personal and Business Finance (Externally assessed written examination)
- Developing a Marketing campaign (Externally assessed written examination Synoptic)
- Recruitment and Selection (Internally assessed coursework)

The Extended Certificate is for learners who are interested in learning about the business sector alongside other fields of study, with a view to progressing to a wide range of higher education courses, not necessarily in business-related subjects. It is designed to be taken as part of a programme of study that includes other appropriate BTEC Nationals or A Levels.

The work experience element of the BTEC course happens once a year and is invaluable for student confidence and knowledge but also provides vital references from reputable local, national and international employers that can often open up career doorways.

## Where can it take you?

Studying BTEC Business Level 3 can open up many doors including the apprenticeships, underpinning voluntary work during a Gap year or undertaking a further education course in a variety of subject areas such as Marketing, Event management, Accounting and Business Management.

Undergraduates can major in these subjects and link them to internships and further work placements either within their chosen course or as a separate entity.

# ECONOMICS

## Entry requirements

There are no prior learning or other requirements for this qualification however, a good level of written English and Mathematics GCSE would be beneficial.

## Course assessment

AS Level

Paper 1: Introduction to markets and market failure.

Paper 2: The UK Economy – performance and policies.

A Level

Paper 1: Markets and business behaviour.

Assessing Theme 1 and Theme 3.

Paper 2: The National and global economy.

Assessing Theme 2 and Theme 4.

Paper 3: Microeconomics and macroeconomics.

Assessing all themes.

## WHY STUDY ECONOMICS?

The aims and objectives of Economics are to enable students to:

- Appreciate the contribution of economics to the understanding of the wider economic and social environment.
- Use an enquiring, critical and thoughtful approach to the study of Economics and develop an ability to think as an economist.
- Develop analytical and quantitative skills, together with qualities and attitudes that will equip them for challenges, opportunities and responsibilities of adult and working life.

## COURSE DETAILS

AS level Economics is embedded in the A level. Theme 1 and Theme 2 comprise the same content for both the AS and A level specifications.

### Theme 1

Introduction to markets and market failure.

- 1.1 The nature of economics
- 1.2 How markets work
- 1.3 Market failure
- 1.4 Government intervention

### Theme 3

Business behaviour and the labour market.

- 3.1 Business growth
- 3.2 Business objectives
- 3.3 Revenues, costs and profits
- 3.4 Market structures
- 3.5 The labour market
- 3.6 Government intervention

### Theme 2

The UK Economy – performance and policies.

- 2.1 Measures of economic performance
- 2.2 Aggregate demand
- 2.3 Aggregate supply
- 2.4 National Income
- 2.5 Economic growth
- 2.6 Macroeconomic objectives and policy

### Theme 4

A global perspective

- 4.1 International economics
- 4.2 Poverty and inequality
- 4.3 Emerging and developing economics
- 4.4 The financial sector
- 4.5 Role of the state in the macroeconomy

## Where can it take you?

Students can progress from this qualification to:

- Higher education courses such as Economics degrees with a focus on theory, or degrees in applied economics such as environmental economics, labour economics or public sector economics.
- A wide range of careers ranging from finance, banking, insurance, accountancy, management and consultancy, to becoming professional economists.



# MUSIC TECHNOLOGY

## Entry requirements

GCSE Music or a course in Music Technology would be desirable.

A love of music, an ability to use a computer and 5 GCSEs at 4 grade.

## Course assessment

There will be one controlled assessment in exam conditions.

Each term a project will be set to industry style briefs.

## WHY STUDY MUSIC TECHNOLOGY?

Getting into the music industry is a tough gig, but our Music Technology course gives you a foot in the door. If you have a strong interest in music technology and are considering higher-level study, such as a Foundation Degree, HND or Degree course, or you wish to gain specialist vocational skills to improve your employability, then this course is for you.

## COURSE DETAILS

You will run and perform as part of recording studio sessions. You create, produce, mix and master stereo and surround recordings, and compositions. You will perform and engineer live performances, programme sound synthesizers, create and dub music, sound effects and foley to video and other media.

This BTEC course is the equivalent of 1.5 A Levels and will cover a range of skills and units which can be tailored to your interests.

For example:

- Audio Engineering
- DJ Performance
- Music Technology in Performance
- Music Sound in Moving Image
- Music Production
- Sequencing Systems
- Sound Creation and Manipulation
- Sound and Music Industry

In short, at Mary Hare our aim is to enable you to gain knowledge, understanding and practical skills based on industry requirements.

## Where can it take you?

Production and design (including audio engineering; music directing; producing; program directing; programming; recording engineer; studio manager; MIDI technician)

- Composing for TV, Cinema, Media.
- Event collaboration and production (management, planning, technology support)
- Recording (including research, publicity, marketing, public relations, sales)



“

*No matter who you are, hearing or deaf, life will have obstacles. Work hard and you will get where you want to be.*

*I'm now studying Mechanical Engineering and planning to explore the world!"*

PAV JOHAL  
VOLUNTARY WORK



# LEVEL 2 AND 3: SPORTS COACHING

## Entry requirements

Level 2:

This level is designed for learners aged pre-16 and above. There are no specific recommended prior learning requirements for this qualification. However, it may be helpful to have achieved a Level 1 qualification.

Level 3:

The entry qualification for this course is 5 GCSEs at Grade 4 or above.

## Course assessment

Level 2: Each learner is required to create a portfolio of evidence which demonstrates achievement of 100% of the learning outcomes and assessment criteria associated with each unit.

Level 3: All units contribute proportionately to the overall qualification grade, for example a unit of 120 GLH will contribute double that of a 60 GLH unit.

Across both courses, units are assessed using a grading scale of: Distinction (D), Merit (M), Pass (P), and Unclassified (U)

## WHY STUDY SPORTS COACHING?

The sport sector is a fast-growing industry. It is currently worth £39 billion to the economy and continues to grow annually ('Sporting Future: A New Strategy for an Active Nation DCMS, 2015'). Coaching is an area that continues to expand, with up to 3.1 million adults in England estimated to have coached sport or physical activity in the previous 12 months, providing 7.6 million coach-led participation experiences per week (Coaching in an Active Nation The Coaching Plan for England, YouGov Study, 2016).

## COURSE DETAILS

Below outlines the following two courses:

- Level 2 Sports Coaching NCFE
- Level 3 Sports Coaching BTEC

**Level 2:** To be awarded the Level 2 Certificate in Sport (Sports Coaching), learners are required to successfully complete 3 mandatory units and 1 optional unit.

Unit Title	Credits	Unit Type	Assessment
Participating in Sport	6	Mandatory	Internal
Sports Coaching	6	Mandatory	Internal
Developing Sporting Skills and Tactical Awareness	6	Mandatory	Internal
Sports Volunteering	6	Optional	Internal

**Level 3:** There are 3 mandatory units. Learners must complete and achieve at pass grade or above for all these units.

Unit Title	GLH	Unit Type	Assessment
Careers in the Sport and Active Leisure Industry	90	Mandatory	Internal
Health, Wellbeing and Sport	90	Mandatory	Internal
Developing Coaching Skills	180	Mandatory	Internal

This qualification includes embedded industry accreditation, allowing learners to progress directly to work in the sector or to further study.

## Where can it take you?

Level 2: Learners can progress onto a range of Level 3 Sport qualifications including: Level 3 BTEC in Sport or Sports Coaching, and Intermediate Apprenticeship in Exercise and Fitness or Activity Leadership.

Level 3: This course is endorsed by the Chartered Institute for the Management of Sport and Physical Activity (CIMSPA), which has confirmed that the qualification is fully mapped to its professional standards of 'Assistant Coach' and 'Safeguarding and Protecting Children'. This means you can apply for CIMSPA membership after successfully completing this programme.



Sports Coaching has helped me gain confidence in being able to help out in sessions and run a session alone. I've been playing football since I was 6 years old, since then I've had a passion for sports and I want to continue with sports in my future.

”

**Niamh**



# Technical Qualifications





# ANIMAL CARE

## Entry Requirements

There are no formal entry requirements for the Level 2 course. You must be 16 years of age.

## Course assessment

There is some theory work, exams, and practical work.

You will complete the course with either a pass, merit, or distinction.

Your teacher will be taking photos and videos of your practical work that you do as evidence in your folders.

## TEACHER'S TIP

Experience is key in this industry. Gain as much as you can through work experience and volunteering.

## WHY STUDY ANIMAL CARE?

At Mary Hare, we are constantly expanding our animal collection to provide a unique opportunity for our students to develop good working knowledge of animal husbandry and care. This will include daily health checks, feeding and watering, and behaviour monitoring.

Our collections include a range of species such as: poultry, goats, pigs, a small collection of reptiles, and small mammals.

We aim to give students the confidence they need to progress onto further education or a career.

## COURSE DETAILS

This course is both practical and theory based which can include:

- Planning and monitor feeding
- Anatomy and physiology
- Animal behaviour and communication
- Promoting animal health
- Animal handling and safe working

We do regular trips to other animal collections to further student knowledge of other species and how they carry out husbandry practices.

In previous years, we have been involved in breeding programmes and hatched chickens, ducks, and turkey eggs.

## What should you wear?

You will be expected to wear the following:

- Steel capped boots/wellies
- Work trousers
- Vocational polo and hoodie

## Where can it take you?

There is a wide range of possibilities such as university or a career such as:

- Kennel and cattery worker
- Animal care technician
- Biologist
- Scientist
- Dog walker/trainer



## ENTRY LEVEL 3 AND LEVEL 1:

**BICYCLE MECHANICS****Entry requirements**

You should have completed your GCSE courses and taken the examinations. You must be 16 years of age.

**Course assessment**

The assessment for this course will include the completion of practical tasks and mandatory modules.

**WHY STUDY BICYCLE MECHANICS?**

With cycling becoming more popular than ever, the need for cycling mechanics is on the increase.

Bicycle technology is continually evolving making this an exciting and challenging course.

If you like practical tasks and enjoy working with your hands this is a great course that will teach you to repair and maintain many types of cycles.

Our friendly experienced tutor will be on hand to help you every step of the way and guide you to your qualification.


Whether you are just looking to gain new skills or to work in the cycle industry this course has something for everyone.

**COURSE DETAILS**

The Entry Level 3 Award and the Level 1 Award both offer the learner the opportunity to build their knowledge and skills.

Assessment is through the completion of practical tasks ranging from removing and refitting a wheel and puncture repair to removal, refitting and setting up multi speed gear assemblies.

The Level 1 course requires more complicated modules to be completed.

**Where can it take you?**

This course can lead you to study further qualification in the cycle maintenance sector, and provide a good foundation to build your career in the cycling industry.

ENTRY LEVEL 3, LEVEL 1, 2 AND 3:

# BEAUTY THERAPY

## Entry requirements

There are no formal requirements other than a desire to learn Beauty Therapy and to work in the hair and beauty industry.

## Course assessment

The course is made up of assignments to show underpinning knowledge has been understood and practical assessments for all treatments.

## WHY STUDY BEAUTY THERAPY?

The following Beauty Therapy qualifications are for anyone interested in starting or advancing a career in beauty therapy. Our certificates and diplomas cover a wide range of skills, from nail technology, make-up, facials, waxing, and lash and brow treatments through to body massage and spray tanning.

## COURSE DETAILS

### Entry Level 3

Designed to build on your interest and passion for the hair and beauty industry, this course covers a wide range of skills from hair styling, plaiting and twisting to make-up or nail art. This qualification is designed for people who want to prepare for further learning or training in the hair and beauty sector.

### Level 1

Ideal if you're just starting out in hair and beauty and want an understanding of the industry.

You will complete two mandatory units:

- Introduction to the hair and beauty sector
- Presenting a professional image in a salon.

You will also study one or a number of optional units including: Skin care, nail art application and styling men's hair.

### Level 2

Ideal if you are new to Beauty Therapy or have some knowledge and basic skills in the industry, probably from a role where you work under supervision. Suitable if you want to increase your skills, maybe to start your first job in the area or take on more responsibility.

### Level 3

This level is ideal if you've worked in Beauty Therapy for some time or have taken a Level 2. Your work might involve supervising others or managing resources. You want to develop your skills further, perhaps to gain specialist skills or move into a management role.

## Where can it take you?

These qualifications can help you build a range of different careers in the beauty industry, including: Salon Assistant, Nail Technician, Beauty Therapist, Make-Up Artist, Spa Therapist

Following completion of these qualifications, you can progress onto a Level 1 or Level 2 NVQ or VRQ Hairdressing or Beauty Therapy.



## LEVEL 1 &amp; 2 DIPLOMA:

**CARPENTRY****Entry requirements**

You should have completed your GCSE courses and taken the examinations. You must be 16 years of age.

**Course assessment**

Level 1:

This consists of various options for units undertaken and the resulting qualification can be tailored to individual students.

All students are required to do written assessments in addition to their practical work. The teacher will take photos and videos of practical work that will be submitted to the exam board as evidence towards the tasks completed.

Level 2:

Practical coursework and assessments will be marked through a set practical tasks.

Underpinning knowledge is assessed via internally set test papers and online exams.

**WHY STUDY CARPENTRY?**

The Carpentry programme is ideal for students interested in gaining the skills needed to pursue a career as a carpenter in the construction industry.

There is a large practical element to the course. Level 1 provides a good introduction to the with lots of time spent in the workshop working with Hard and Softwoods. For Level 2 you will get a deeper insight into what type of work that is carried out by a carpenter, including: hanging doors, kitchen fitting and erecting roofs.

**COURSE DETAILS****Level 1 Carpentry and Joinery:**


This course begins with an introduction to the course and venues ensuring that students feel confident working in them before starting their coursework.

Students will undertake construction and maintenance of structures and will also assist with looking after the woodland and school site and may make items that can be sold to help fund the programme.

**Level 2 Site Carpentry:**

- Health, Safety, and Welfare in construction
- Principles of building construction from foundations to roofs
- Information and communication within the construction industry
- First fix operations involving flooring, roofing, frames, partitions, and stairs
- Second fixing operations involving doors, kitchens, and skirting
- Carpentry maintenance involving splicing windows sills to recording Victorian box sash windows
- Setting up and operating power tools including circular saw

Students will be provided with polo shirts and sweatshirts to wear for practical work and PPE for outside working. They will require steel toe cap boots.

**Where can it take you?**

This course is designed to increase your employability and prepare you for progression into a work-based Apprenticeship programme in the construction industry or further full-time study in Carpentry or Construction.

# Robyn

I love doing Carpentry and Plumbing to improve my skills for Art in order to make three-dimensional artwork. I have really enjoyed learning different ways to join wood together, different techniques for sawing and how to use electric tools in safe way. In the future I would like to recycle and upcycle furniture to recreate something new and fresh, like pop art or create a new look and style. I feel that these skills will really help me to achieve these outcomes.

”





In Catering I have enjoyed baking and making pastry and I really value the work placements the course offers as well. I currently work as a Kitchen Porter at a local garden centre café on the weekends, and I would like to progress a career in the Food Industry when I leave Mary Hare. And of course, I enjoy eating the food we make in lessons too!

”

Joseph

## LEVEL 1 AND 2:

**CATERING****Entry requirements**

No formal entry requirements are needed, however prior experience is an advantage.

**Course assessment**

The course is practically based with evidence gathered continually over the 24 months.

Evidence is collected through photos, video, recorded interviews and written.

**WHY STUDY CATERING?**

Cookery and Customer Service! Essential life skills, a perfect pleasure, a way to relax, a way to make friends, or a way to get a job? Whatever you think, you will never regret learning to cook and deal with customers. A student with these skills can seek employment all over the country and in a wide variety of roles with many employment opportunities.

If the Hospitality Industry isn't your final career goal, the same skills will help you, and your family, live happier, healthier lives.

**COURSE DETAILS**

These are City and Guilds NVQ Cookery courses at Level 1 and Level 2. The course is modular and flexible and we make a wide variety of dishes. All aspects of a career in Hospitality are covered, from kitchen safety to customer service.

You'll cover topics such as:

- Food safety
- Effective teamwork
- Preparation, cooking and finishing cakes, vegetables and pasta
- Health, safety and security in a working environment

You'll also go to work. One of the core aims of the course is to help you be work-ready. Your course includes different work placements and the work you do is assessed as part of your course.

We have links with some fantastic local businesses to give students a variety of different work environments in the Hospitality Industry.

Included in the course are exciting masterclasses from visiting chefs and trips out to see behind the scenes in local businesses.

We provide any specialist clothing required including Catering specific footwear.

**Where can it take you?**

A qualification in Catering can help you find work in a variety of roles including:

- Catering Manager
- Chef
- Fast food Service Assistant
- Food Development
- Hotel Reception



## LEVEL 1, 2 AND 3:

**CHILDCARE****Entry requirements**

There are no formal entry requirements for the Level 1 and 2 course; however, you must be 16 years of age.

For the Level 3 qualification, the aim is to achieve an A\* - C grade in English and Math before the completion of the course.

**Course assessment**

Pupils will be expected to undertake additional study in their own time and complete the assignments on time.

Assessment will be based on work carried out during the course.

This will be knowledge-based assignments and assessment in the workplace.

When you have completed Level 2 you may progress onto other Level 2 courses relevant to the work sector, or a Level 3 course or qualification through the same awarding body.

**WHY STUDY CHILDCARE?**

We offer bespoke training in Childcare here at Mary Hare.

The Level 1 Diploma in Caring for Children is an entry level qualification for students wishing to develop professional skills and learn how to look after themselves and the children around them.

The Level 2 Diploma for the Early Years Practitioner (March, 2019) is a knowledge and skills based introduction to Childcare. This course will benefit people who work, or want to work, in an early years or primary school setting.

The Level 3 Award, Certificate and Diploma in Early Years Education enables you to work as a qualified member of staff in an early years setting.


This course is essential if you want to work in Early Years settings such as Nurseries and Pre-schools. This course will enable you to access higher education. One grade holds 420 UCAS points.

**COURSE DETAILS**

**Level 1:** The Level 1 is delivered over two years and takes up only a small portion of your timetable. It is a fun course and you will learn lots of life skills and other important skills for looking after young children.

**Level 2:** You will cover several units that make up 33 credits. The topics include Child Development, Welfare and Health and Safety. You will be required to complete 250 work placement hours. You will be taught in school and an assessor will assess you in the workplace. There are no exams.

**Level 3:** You will cover 15 units over two years. There is also a compulsory practice study task and an extended assignment. The course covers several topics, these include Child Development, Safeguarding and Professional Development. You will be required to complete 750 hours of work placement over the two years in a range of different settings. You will be taught in school and an assessor will assess you in the workplace.

**Where can it take you?**

Opportunities can include working in an early year setting, to continue your studies at University, and to become an Early Years Teacher.



ENTRY LEVEL 3 AND LEVEL 1:

# CONSTRUCTION SKILLS

## Entry requirements

You should have completed your GCSE courses and taken the examinations. You must be 16 years of age.

## Course assessment

This course is assessed through a combination of practical tasks and short written tests.

## COURSE DETAILS

There are two levels to the qualification, Entry Level 3 and Level 1. This course is based around the interests of the students, and could cover some of the following activities:

- Health and Safety test
- A range of carpentry techniques (halving joints, housing joints, mortice and tenon joints, angled halving joints)
- A range of plumbing tasks (bending copper pipe, soldering copper pipe, jointing pipe using a range of jointing techniques, draining down and re-fitting radiators, installing a toilet and basin)
- A range of bricklaying tasks (constructing a brick wall, constructing block walling, constructing half brick return corners, constructing cavity walls in block and brick work)
- A range of electrical tasks (wiring a plug, installing one and two way lighting circuits, constructing a PVC wiring circuit, threading and jointing conduit)
- A range of landscaping tasks (laying block paving, setting out and laying gravel paths)

General skills:

Throughout the qualification you will develop your technical knowledge and learn new vocabulary.

As a trades person you need to measure accurately, so throughout the course you will practice using a tape measure and working within tolerances. You will also practice using a range of different levels so that you know if your work is straight.

We help you to problem solve and look at different ways to complete a construction job. We help you to break down complicated installations so that you know what materials you will need, what tools you will need and the order in which you will complete the task.

## Where can it take you?

The course is suitable for students who would like to pursue a career in the construction industry but are unsure of which trade they would like to study.

This qualification will allow you to develop your construction knowledge and try a range of different trades such as plumbing, carpentry, bricklaying, electrical installation and landscaping skills.



# DIGITAL MEDIA

## Entry Requirements

Four GCSEs at Grade 4 or above, one of which must be English.

A high level of commitment to the subject is essential.

## Course assessment

There is continuous internal assessment throughout the course.

Formal assessment will take place at the end of Year 1; In January and June of Year 2.

Units 1 and 2 are externally set examinations.

The remaining units are internally assessed and externally moderated.

## WHY STUDY DIGITAL MEDIA?

We live in a world saturated by the mass media and as a result, we spend a great deal of time exposed to its content. It is estimated that 98% of the UK population own a television and that 80% read a daily newspaper. It has also been suggested that children today spend more time watching television than they do in school.

To study the media is to become aware of its potential effect upon us. It is to learn to become critical about the way the world is represented to us through the media and to question the 'messages' that are presented. It is about becoming equipped with a set of practical skills so that we not only remain consumers of what the media has to offer, but also learn to become active producers of our own messages.

We must study the media because the media studies us!

## COURSE DETAILS


You will complete six units, three mandatory and three optional units.

You will study the following mandatory units:

- Unit 1: Media products and audiences
- Unit 2: Pre-production and planning
- Unit 3: Create a media product

These units will give you an understanding of how different media institutions operate to create products that appeal to specific target audiences. You will gain knowledge and understanding of the pre-production, planning and production processes and go on to create a media product. Through this you will also develop transferable skills such as planning, communication, adaptability and leadership.

The optional units provide you with the opportunity to broaden your knowledge, understanding and skills in key areas such as, Social media and globalisation, Journalism and the news industry or Advertising media.



## Where can it take you?

The qualification serves as a good basis for the wide range of occupations within the media industry. Alternatively, the qualification could be used for entry into degree courses in: Media Studies, Film Studies, Photographic Studies, Television Studies and Journalism Studies.

## LEVEL 1 &amp; LEVEL 2:

**HOSPITALITY****Entry Requirements**

You should have completed your GCSE courses and taken the examinations. You must be 16 years of age.

You will continue to study English and Maths if you have not yet achieved a GCSE grade 4 or better in those subjects.

All students need to complete Level 1 before studying at Level 2.

**Course assessment**

Level 1: An exciting range of practical activities are assessed in our American Diner, by our trained assessor: Kiri-Lynn Gardner. The course involves practical assessments observing your work as well as knowledge questions throughout the year.

Level 2: Practical assessments are carried out in the same way as Level 1, as well as the knowledge questions and evidence of your work through a range of work products, observations, reflective accounts and questioning.

**WHY STUDY HOSPITALITY?**

What is Hospitality? Hospitality lies in the centre of the tourism industry so anything that can entertain people from hotels, events right through to working in a shop, café, or restaurant.

Our dedicated American Diner is a great place to develop your professional skills, and to build your future in the Hospitality industry. As part of your study, you will work in Coles Diner during the day supporting with the everyday running behind the scenes, this will help you to appreciate and develop the skills and attitudes employers are looking for as you prepare for your future career.

You will get the opportunity to visit different Hospitality venues and support events such as the Christmas Market.

**COURSE DETAILS**


**Level 1:** This level is course is suitable for anyone, those studying catering or anyone that would like to know more about the Hospitality industry. You will start to develop your practical skills working as part of a team.

By the end of the course, you will have a good idea of what Hospitality is and how it works from the day to day running to planning and preparing events and looking after a team.

You will be learning new skills and gain new knowledge. You will be supervised as you undertake various practical and knowledge-based activities from deliveries and managing stock levels.

You will study Health and Safety in the workplace, teamwork skills, counter service, preparation in the kitchen and diner, food safety and payment systems.

**Level 2:** Students who pass Level 1 can go onto a Level 2 course, either here at school or in college, or as part of a Hospitality apprenticeship. This course looks at more of a supervisor's role in the Hospitality industry a great steppingstone for a future career.

**Where can it take you?**

Hospitality jobs can take you across the world working in some of the best tourist destinations!





*Getting this job gave me a real sense of purpose and made me realise that if you do what you love, you'll be better at it than a job you don't.*

*For those of you who haven't found your dream yet, don't stop looking. It might not be easy but when you find it, it will be worth it.*

MADDIE MALLOY  
DIGITAL JOURNALIST APPRENTICE  
BBC



I.T.

**Entry requirements**

There are no formal entry requirements, however it is desirable for students to have studied IT at GCSE.

**Course assessment**

You will learn through case studies, group work and presentations before completing assignments that are based on realistic workplace situations, which are centre assessed.

At the end of the course, during the summer exams, you have two examinations on the core units Unit 1 and Unit 2.

You need to pass both exams and the assignments to achieve the Diploma.

**COURSE DETAILS**

This Diploma has four specialist pathways:

1. IT Infrastructure Technician
2. Emerging Digital Technology Practitioner
3. Application Developer
4. Data Analyst

The course is designed in collaboration with experts spanning the breadth of the sector, the Cambridge Technicals in IT focuses on the skills, knowledge and understanding that today's universities and employers demand.

The course is taught by qualified and experienced staff, the majority of whom have an ICT and Business background. You will learn by completing project and assignments that are based on realistic workplace situations.

The school has a good network with up-to-date computers and the department has access to three dedicated IT/Computing teaching rooms.

There is also a range of computing facilities available outside of lessons. Facilities include popular office software, professional web development and graphics programmes, internet access and smartboards. We also use video and digital cameras.

**Where can it take you?**

The Technical Level 3 IT Diploma qualifies for the same UCAS points as the traditional A Level.

Students who have completed this qualification alongside other A Levels have been able to move on to work, Degrees/HNDs and Higher Apprenticeships in related subjects such as: ICT and Business, Information Systems, Software Engineering and Support and Multimedia Technology.



LEVEL 1:

# LAND BASED STUDIES

## Entry requirements

You should have completed your GCSE courses and taken the examinations. You must be 16 years of age.

## Course assessment

This course offers various options in terms of the number of units undertaken and the resulting qualification which can be tailored to individual students.

There is some theory work, a few tests and a lot of practical work.

The teachers will explain what is required in terms of evidence for each of the units. All students are required to do written assessments in addition to their practical work.

The teacher will take photos and videos of practical work that will be submitted to the exam board as evidence towards the tasks completed.

## WHY STUDY LAND BASED STUDIES?

This course is ideal for students interested in gaining the skills needed to work in construction in an outside venue. A wide range of units are covered on the programme to cover Carpentry, Joinery, skills, repairs to outdoor structures and pathways, Health and safety, and outdoor wood/woodland skills.


There is a large practical element to the course; much of it is spent in the grounds working with materials. You will learn how to use a variety of tools and equipment and you will also access the woodland at Mary Hare School.

## COURSE DETAILS

The course begins with an introduction to the course and venues ensuring that students feel confident working in them before starting their coursework. Students will undertake construction and maintenance of structures.

The students help with looking after the woodland and school site and may make items that can be sold to help fund the programme.

Students will be provided with polo shirts and sweatshirts to wear for practical work and PPE for outside working. They will require steel toe cap boots.



## Where can it take you?

These courses can lead to a wide range of careers within the construction trade, grounds maintenance, woodland based or other timber-based profession.

## LEVEL 1 &amp; LEVEL 2:

**PLUMBING****Entry requirements**

You should have completed your GCSE courses and taken the examinations. You must be 16 years of age.

You will continue to study English and Maths if you have not yet achieved a GCSE grade 4 or better in those subjects. All students need to complete Level 1 before studying at Level 2.

**Course assessment**

Level 1:

An exciting range of practical activities are assessed in our workshop, by our highly trained team of tutors.

Knowledge of theory is assessed through written knowledge tests taken at intervals during the course of the year.

Level 2:

Practical assessments are carried out in the same way as Level 1, however theory assessments are through online multiple choice tests.

**WHY STUDY PLUMBING?**

Our dedicated construction workshop is a great place to develop your professional skills, and to build your future as a plumber in the construction industry. As part of your study we recommend students seek out a short work experience placement, which will help you to appreciate and develop the skills and attitudes employers are looking for as you prepare for transition to the workplace.

**COURSE DETAILS**

**Level 1:** This level is a taster course suitable for beginners. This is where you will start to develop your practical hand skills and learn the basic of the trade.

By the end of the course you will have a good idea of whether or not you would like to progress your studies to become a professional plumber.

You will be learning new skills and gain new knowledge. You will be supervised as you undertake various practical and knowledge-based activities.

You will study: installation of pipes and fittings, repair and maintenance of plumbing and drainage systems. In theory lessons you will gain a good understanding of general plumbing knowledge including: plumbing science, electrical science and technology, the structure of the construction industry, health and safety, environmental and sustainability.

**Level 2:** Students who pass Level 1 can go onto the 6035 Level 2 course at school which forms as part of a plumbing apprenticeship. This is an industry recognised course which will, on successful completion, qualify you as semi-skilled plumbers mate and allow you to work alongside a qualified plumber.

This course requires students to complete more challenging practical tasks in a range a range of exciting modules designed to provide you with the knowledge and skills to move forward in your plumbing career. By the end of this course you will be able to install a bathroom, and undertake many common plumbing tasks.

**Where can it take you?**

These qualifications provide you with the necessary skills to start your journey in the plumbing industry. Plumbing is a trade that is in high demand and could take you all over the world.





Set your sights high **Mary Hare Sixth Form**